


# ALI THE GREAT

## Activity Kit



New From  
**YASMIN**  
Author!



### About the Series

Meet Ali the Great! Ali Tahir is a Pakistani American second grader whose big ideas sometimes land him in a little trouble—but his even bigger heart always comes through stronger in the end. Join in on his many adventures and discover how you can always count on curious, clever Ali!

This charming chapter book series from Saadia Faruqi, author of the well-loved *Yasmin* series, will resonate with young readers who believe that every problem has a creative solution—you just have to find it!



### About the Author

Saadia Faruqi is a Pakistani American writer, interfaith activist, and cultural sensitivity trainer featured in *O, The Oprah Magazine*.

Author of the *Yasmin* chapter book series, Saadia also writes middle grade novels, such as *Yusuf Azeem Is Not a Hero*, and other books for children. Saadia is editor-in-chief of *Blue Minaret*, an online magazine of poetry, short stories, and art. Besides writing, she also loves reading, binge-watching her favorite shows, and taking naps. She lives in Houston with her family.



### About the Illustrator

Debby Rahmalia is an illustrator based in Indonesia with a passion for storytelling. She enjoys creating diverse works that showcase an array of cultures and people.

Debby's long-term dream was to become an illustrator. She was encouraged to pursue her dream after she had her first baby and has been illustrating ever since. When she's not drawing, she spends her time reading the books she illustrated to her daughter or wandering around the neighborhood with her.

# ALI THE GREAT




***Ali the Great and the Paper Airplane Flop***

written by Saadia Faruqi, illustrated by Debby Rahmalia

capstone®

CapstonePub.com



***Ali the Great and the Dinosaur Mistake***

written by Saadia Faruqi, illustrated by Debby Rahmalia

capstone®

CapstonePub.com

# ALI THE GREAT

## Word Search

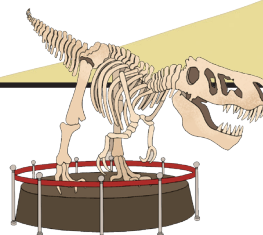
D S W M J S D K A S A K Q V B  
I I M M W F N B L K L K W J N  
E M S I R B T I K E L P P N A  
X U M C S H T R A L O A E F P  
H M E I O T Y D E E S L E I R  
I M H M N V A S V T A E O E P  
B I A E G E E K V O U O M L L  
I E N A M F R R E N R N U D A  
T S F T E B M A E S U T S T N  
S X V N S P O E L D S O E R T  
E X T I N C T G B S P L U I S  
N C T S W Y V O E D N O M P T  
Y S C I E N T I S T L G W N M  
Q D I N O S A U R S M Y F K W  
S K E P M L P V E W E U J L A

Scientist  
Museum  
Dinosaurs  
Discovered

Exhibits  
Paleontology  
Skeletons  
Allosaurus

Mistakes  
Meat  
Plants  
Birds

Extinct  
Field Trip  
Mummies  
Minerals





# ALI THE GREAT

## Answer Key

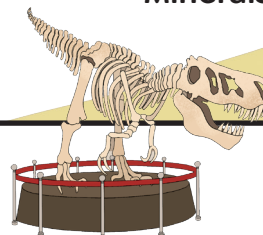
D	S	W	M	J	S	D	K	A	S	A	K	Q	V	B
I	I	M	M	W	F	N	B	L	K	L	K	W	J	N
E	M	S	I	R	B	T	I	K	E	L	P	P	N	A
X	U	M	C	S	H	T	R	A	L	O	A	E	F	P
H	M	E	I	O	T	Y	D	E	E	S	L	E	I	R
I	M	H	M	N	V	A	S	V	T	A	E	O	E	P
B	I	A	E	G	E	E	K	V	O	U	O	M	L	L
I	E	N	A	M	F	R	R	E	N	R	N	U	D	A
T	S	F	T	E	B	M	A	E	S	U	T	S	T	N
S	X	V	N	S	P	O	E	L	D	S	O	E	R	T
E	X	T	I	N	C	T	G	B	S	P	L	U	I	S
N	C	T	S	W	Y	V	O	E	D	N	O	M	P	T
Y	S	C	I	E	N	T	I	S	T	L	G	W	N	M
Q	D	I	N	O	S	A	U	R	S	M	Y	F	K	W
S	K	E	P	M	L	P	V	E	W	E	U	J	L	A

Scientist  
Museum  
Dinosaurs  
Discovered

Exhibits  
Paleontology  
Skeletons  
Allosaurus

Mistakes  
Meat  
Plants  
Birds

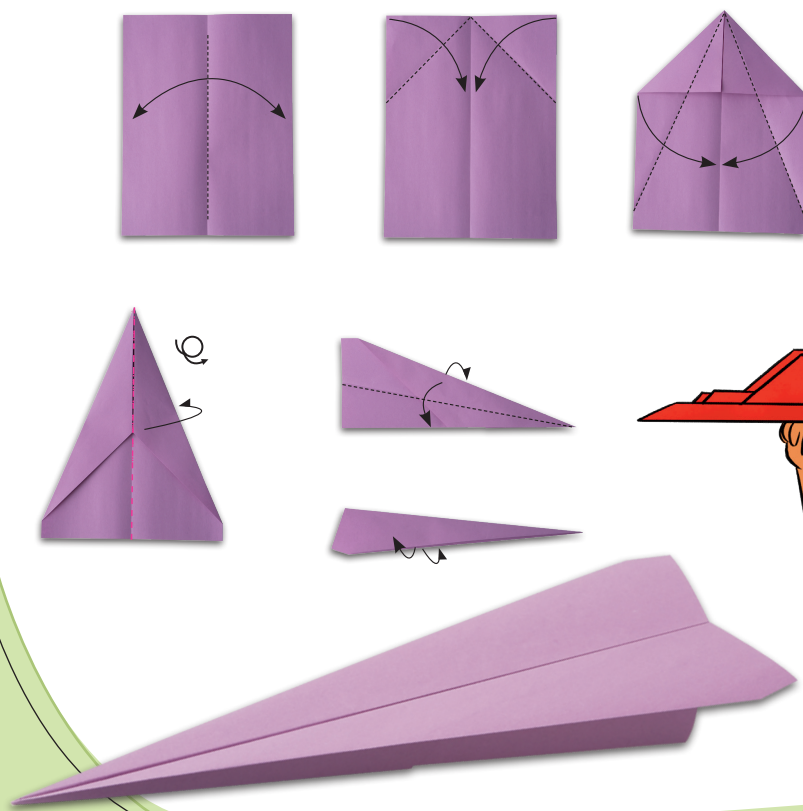
Extinct  
Field Trip  
Mummies  
Minerals



# ALI THE GREAT

## PAPER AIRPLANE ACTIVITY

Take a sheet of paper and follow these directions to  
make a paper airplane like Ali!




# ALI THE GREAT

## Colorful Snacks!

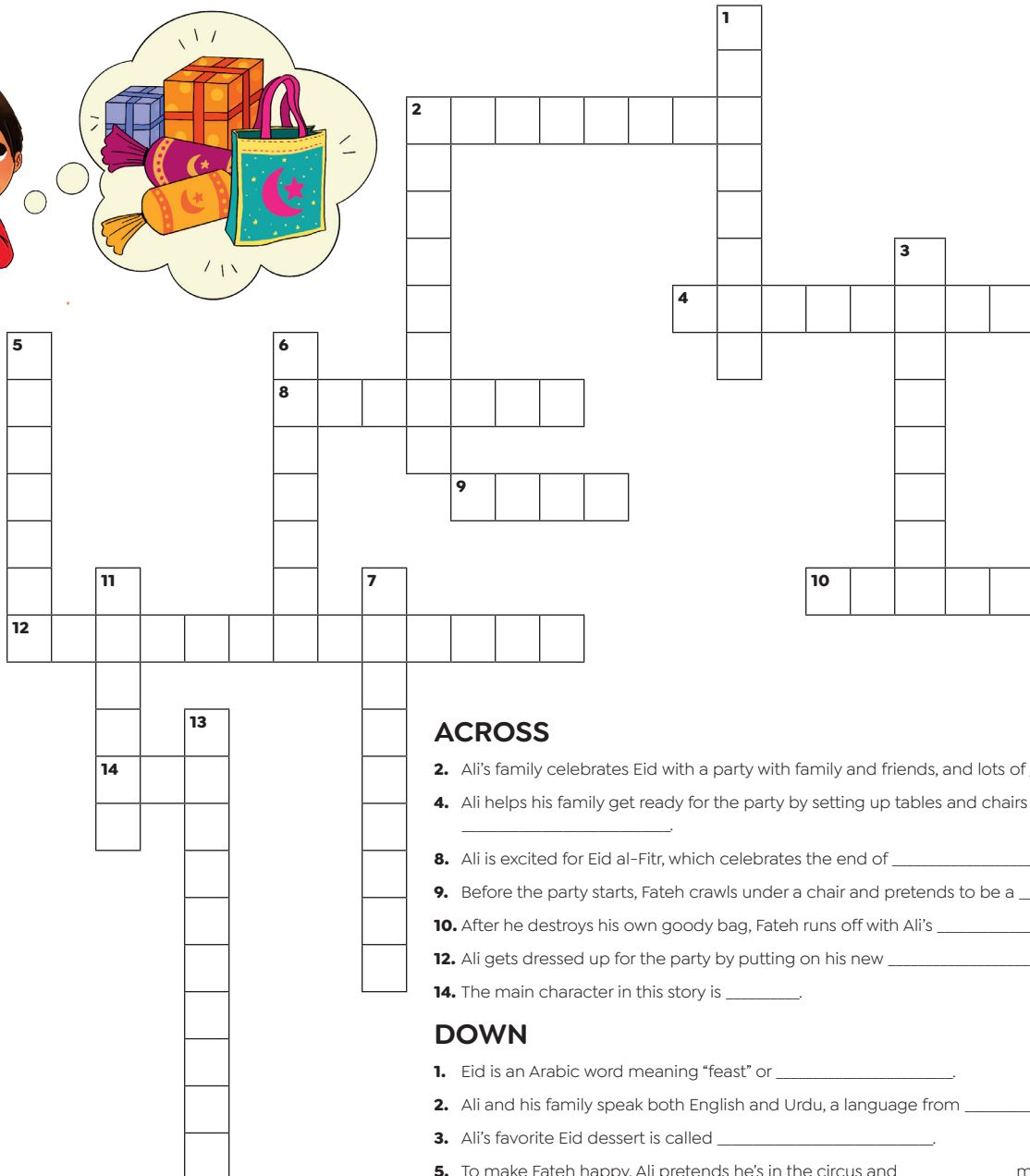


Ali's Dada (grandfather) loves snacks, especially those from his home country of Pakistan. What are some of your favorite snacks? Can you think of foods you like for each color of the rainbow? Draw them below!



# ALI THE GREAT

After reading *Ali the Great and the Eid Party Surprise*,  
use the clues below to solve the crossword puzzle.



## ACROSS

2. Ali's family celebrates Eid with a party with family and friends, and lots of \_\_\_\_\_.
4. Ali helps his family get ready for the party by setting up tables and chairs in the \_\_\_\_\_.
8. Ali is excited for Eid al-Fitr, which celebrates the end of \_\_\_\_\_.
9. Before the party starts, Fateh crawls under a chair and pretends to be a \_\_\_\_\_.
10. After he destroys his own goody bag, Fateh runs off with Ali's \_\_\_\_\_.
12. Ali gets dressed up for the party by putting on his new \_\_\_\_\_.
14. The main character in this story is \_\_\_\_\_.

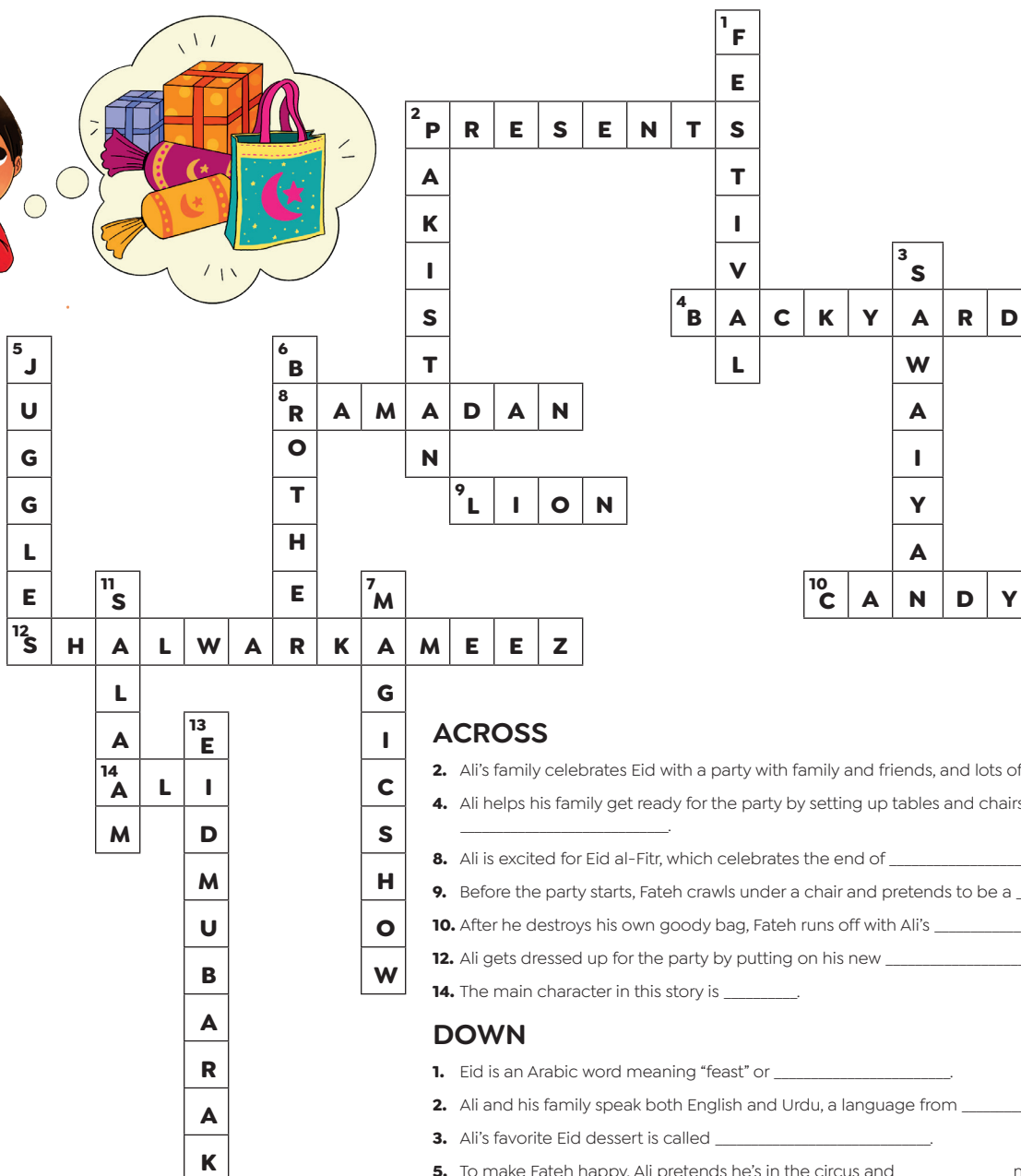
## DOWN

1. Eid is an Arabic word meaning "feast" or \_\_\_\_\_.
2. Ali and his family speak both English and Urdu, a language from \_\_\_\_\_.
3. Ali's favorite Eid dessert is called \_\_\_\_\_.
5. To make Fateh happy, Ali pretends he's in the circus and \_\_\_\_\_ many balls in the air.
6. In the story, Ali is in charge of taking care of his little \_\_\_\_\_ Fateh for the day.
7. Ali gets many gifts at the party including a \_\_\_\_\_ set.
11. This means "hello" in Urdu \_\_\_\_\_.
13. When Ali's friend Yasmin arrives at the party she greets him by saying \_\_\_\_\_.



# ALI THE GREAT

## ANSWER KEY



### ACROSS

2. Ali's family celebrates Eid with a party with family and friends, and lots of \_\_\_\_\_.
4. Ali helps his family get ready for the party by setting up tables and chairs in the \_\_\_\_\_.
8. Ali is excited for Eid al-Fitr, which celebrates the end of \_\_\_\_\_.
9. Before the party starts, Fateh crawls under a chair and pretends to be a \_\_\_\_\_.
10. After he destroys his own goody bag, Fateh runs off with Ali's \_\_\_\_\_.
12. Ali gets dressed up for the party by putting on his new \_\_\_\_\_.
14. The main character in this story is \_\_\_\_\_.

### DOWN

1. Eid is an Arabic word meaning "feast" or \_\_\_\_\_.
2. Ali and his family speak both English and Urdu, a language from \_\_\_\_\_.
3. Ali's favorite Eid dessert is called \_\_\_\_\_.
5. To make Fateh happy, Ali pretends he's in the circus and \_\_\_\_\_ many balls in the air.
6. In the story, Ali is in charge of taking care of his little \_\_\_\_\_ Fateh for the day.
7. Ali gets many gifts at the party including a \_\_\_\_\_ set.
11. This means "hello" in Urdu \_\_\_\_\_.
13. When Ali's friend Yasmin arrives at the party she greets him by saying \_\_\_\_\_.

# Ali The Great 3-D Cut-Out



Feet ↗

## Directions:

1. Cut out Body section and Arms section with safety scissors
2. Cut slits on the 2 black lines on the Body section
3. Fold black flaps on Body section and glue or tape down
4. Fold then glue or tape Arms together
5. Fold on the white dotted lines on both sections
6. Slide Arms through slits
7. Now you have your very own 3D Ali!



Body ↗



Left Arm ↗

Right Arm ↗

Head ↗

capstone